

# HOME

RELATIONSHIP & CREDIBILITY PROJECTOR MODEL



# R&C CHECK-IN

RELATIONSHIP & CREDIBILITY PROJECTOR MODEL



## Check in to Relationship & Credibility?

Doing so will end any sessions  
that are already in progress.

[CONFIRM](#) [CANCEL](#)

# R&C HOME

RELATIONSHIP & CREDIBILITY PROJECTOR MODEL



## Home

Building and neighborhood  
specific Assets live here.

[PROCEED](#)

## Units

Unit specific Assets live here.

[PROCEED](#)

# R&C HOME CARD

RELATIONSHIP & CREDIBILITY PROJECTOR MODEL



## Units

Unit specific Assets live here.

[PROCEED](#)

## Home

[ATTRACT](#)

[FILMS](#)

[PHOTOS](#)

[RENDERS](#)

[CLOSE](#)

# R&C HOME ATTRACT PLAYING

RELATIONSHIP & CREDIBILITY PROJECTOR MODEL

Units  
Unit specific Assets live here.

Home

PROCEED

ATTRACT

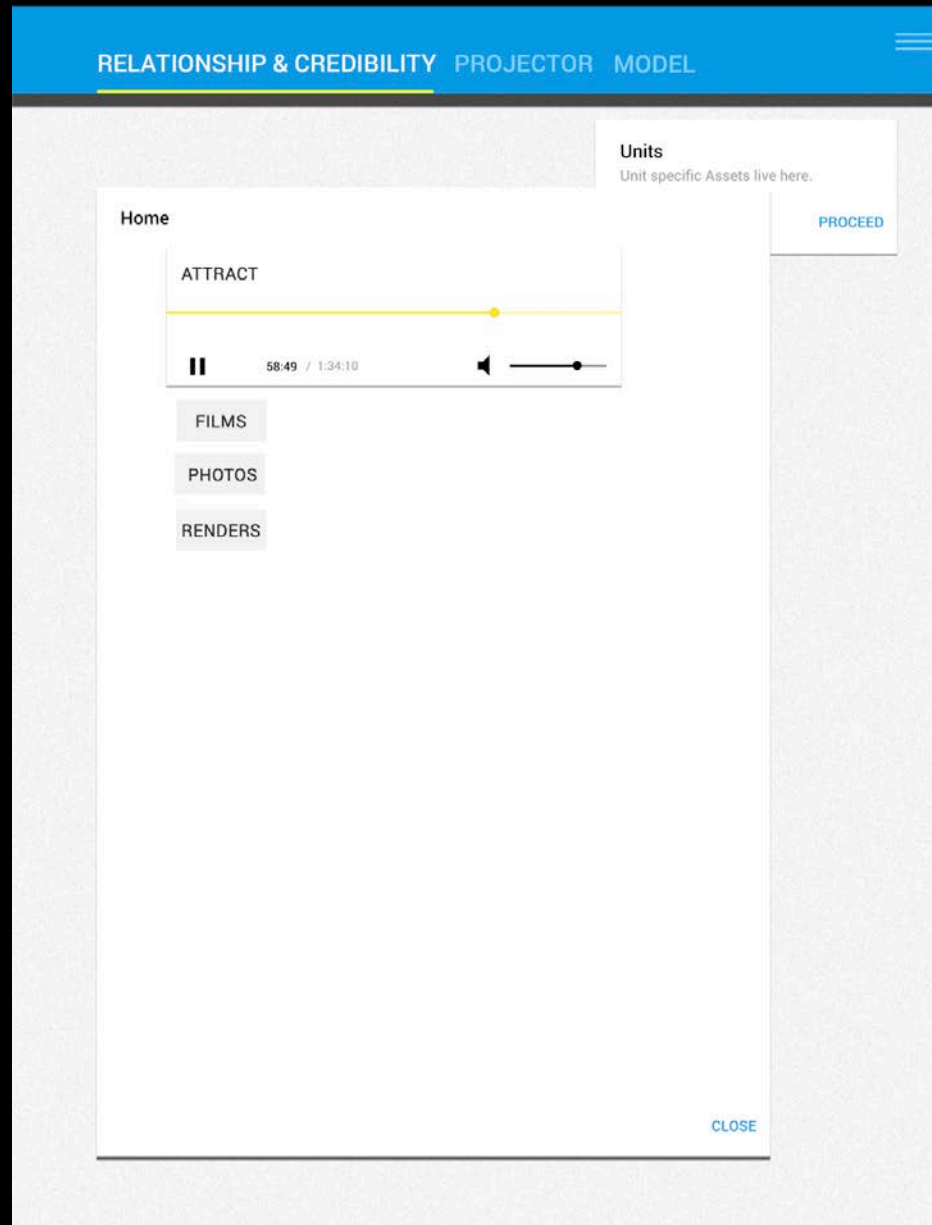
58:49 / 1:34:10

FILMS

PHOTOS

RENDERS

CLOSE



# R&C HOME ATTRACT (NOT PLAYING)

RELATIONSHIP & CREDIBILITY PROJECTOR MODEL

Units  
Unit specific Assets live here.

Home

PROCEED

ATTRACT

00:00 / 1:34:10

FILMS

PHOTOS

RENDERS

CLOSE

# R&C HOME FILMS – FILM 3 SELECTED/PLAYING

The screenshot displays a software interface with a blue header bar containing the text "RELATIONSHIP & CREDIBILITY PROJECTOR MODEL" and a hamburger menu icon. Below the header, a "Units" panel on the right contains the text "Unit specific Assets live here." and a "PROCEED" button. The main content area is titled "Home" and features a vertical list of menu items: "ATTRACT", "FILMS", "FILM 1", "FILM 2", "FILM 3", "PHOTOS", and "RENDERS". "FILM 3" is highlighted with a yellow bar. Below the menu items is a video player interface showing a play/pause button, a progress bar with a yellow dot, and a volume control slider. The video player displays the time "58:49 / 1:34:10". A "CLOSE" button is located at the bottom right of the main content area.

# R&C HOME NAV TO PHOTOS

The screenshot displays a software interface with a blue header bar containing the text "RELATIONSHIP & CREDIBILITY PROJECTOR MODEL" and a hamburger menu icon. Below the header, a "Units" panel on the right contains the text "Unit specific Assets live here." and a "PROCEED" button. The main content area is titled "Home" and features a vertical list of navigation options: "ATTRACT", "FILMS", "FILM 1", "FILM 2", "FILM 3", "PHOTOS", and "RENDERS". A video player is positioned between "FILM 3" and "PHOTOS", showing a progress bar at 58:49 / 1:34:10 and a volume control icon. A "CLOSE" button is located at the bottom right of the main content area.

RELATIONSHIP & CREDIBILITY PROJECTOR MODEL

Units  
Unit specific Assets live here.

PROCEED

Home

ATTRACT

FILMS

FILM 1 FILM 2 FILM 3

58:49 / 1:34:10

PHOTOS

RENDERS

CLOSE



# R&C HOME PHOTOS – PHOTO 1 SELECTED

RELATIONSHIP & CREDIBILITY PROJECTOR MODEL

Units  
Unit specific Assets live here.

Home

PROCEED

ATTRACT

FILMS

PHOTOS

PHOTO 1 PHOTO 2 PHOTO 3

RENDERS

CLOSE

# R&C HOME PHOTOS SLIDESHOW PLAYING

RELATIONSHIP & CREDIBILITY PROJECTOR MODEL

Units  
Unit specific Assets live here.

Home

PROCEED

ATTRACT

FILMS

PHOTOS

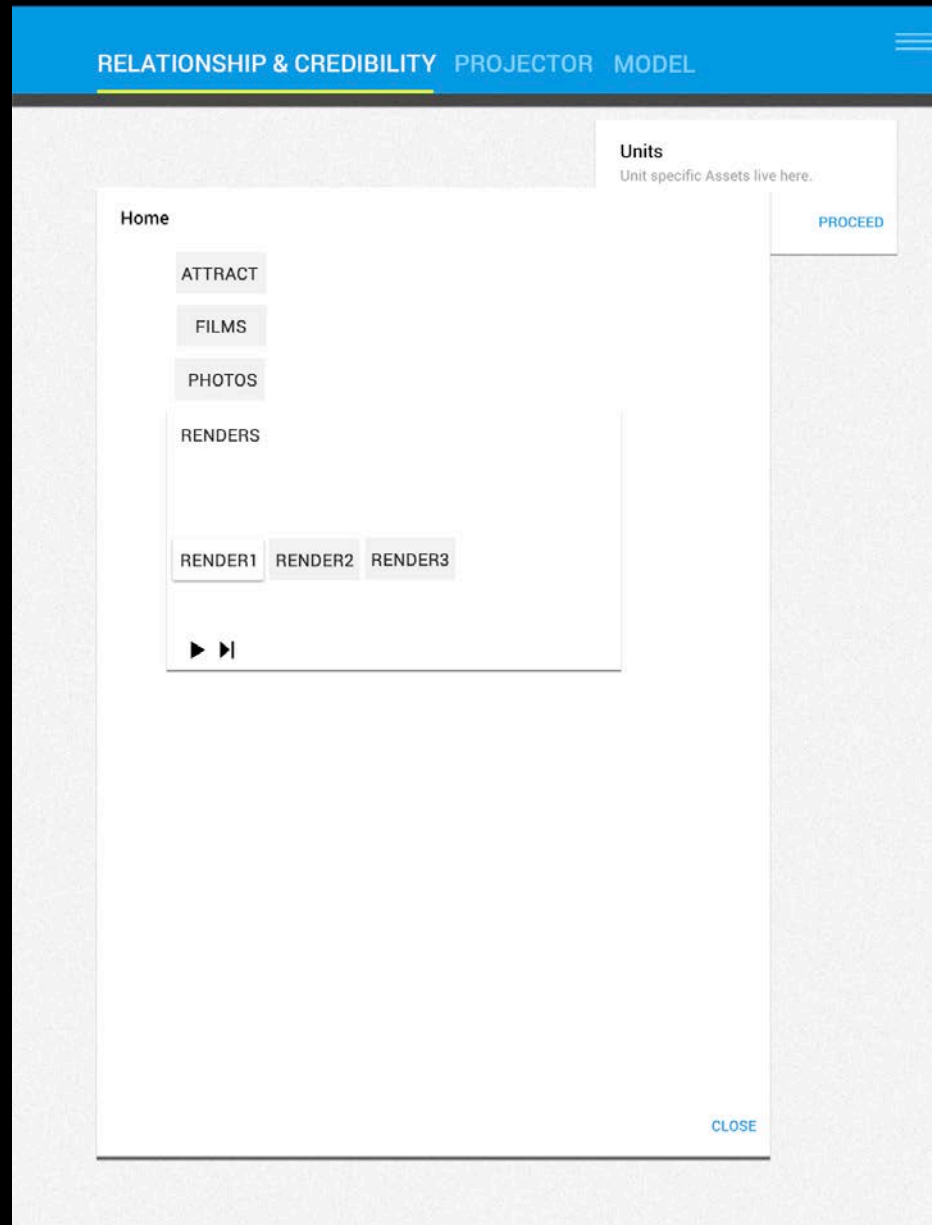
PHOTO 1 PHOTO 2 PHOTO 3

RENDERS

|| ▶

CLOSE

# R&C HOME RENDERS – RENDER 1 SELECTED



# R&C HOME RENDERS SLIDESHOW PLAYING

The screenshot displays a software interface with a blue header bar containing the text "RELATIONSHIP & CREDIBILITY PROJECTOR MODEL" and a hamburger menu icon. Below the header, a "Units" panel on the right contains the text "Unit specific Assets live here." and a "PROCEED" button. The main content area is titled "Home" and features a vertical list of menu items: "ATTRACT", "FILMS", "PHOTOS", and "RENDERS". The "RENDERS" menu item is selected, and below it, three buttons labeled "RENDER1", "RENDER2", and "RENDER3" are visible. At the bottom left of the render area, there are pause and next slide navigation icons. A "CLOSE" button is located at the bottom right of the main content area.

# R&C NAV UNITS CARD SELECTED

RELATIONSHIP & CREDIBILITY PROJECTOR MODEL

Units  
Unit specific Assets live here.

Home

ATTRACT

FILMS

PHOTOS

RENDERS

PROCEED

CLOSE

The image shows a web application interface. At the top, a blue navigation bar contains the text 'RELATIONSHIP & CREDIBILITY PROJECTOR MODEL' and a hamburger menu icon. Below this, a light gray sidebar contains a 'Home' section with four buttons: 'ATTRACT', 'FILMS', 'PHOTOS', and 'RENDERS'. To the right of the sidebar, a white panel titled 'Units' contains the text 'Unit specific Assets live here.' and a blue 'PROCEED' button. At the bottom right of the main content area, there is a blue 'CLOSE' button.

# R&C UNITS CARD (AVAILABLE UNITS)

RELATIONSHIP & CREDIBILITY PROJECTOR MODEL

Home  
Building and neighborhood

Units

1 BR	1 BR	1 BR	2 BR
Unit 1	Unit 2	Unit 3	Unit 4
2 BR	3 BR	3 BR	4 BR
Unit 10	Unit 11	Unit 12	Unit 14
4 BR	PH 2		
Unit 15	Penthouse		

PROCEED

CLOSE

# R&C UNITS CARD NAV TO UNIT

RELATIONSHIP & CREDIBILITY PROJECTOR MODEL

Home  
Building and neighborhood

Units

1 BR Unit 1	1 BR Unit 2	1 BR Unit 3	2 BR Unit 4
2 BR Unit 10	3 BR Unit 11	3 BR Unit 12	4 BR Unit 14
4 BR Unit 15	PH 2 Penthouse		

PROCEED

CLOSE

# R&C UNITS UNIT INFO CARD

RELATIONSHIP & CREDIBILITY PROJECTOR MODEL



Home

Building and neighborhood

Units

PROCEED

**Unit 1**  
1BR 2.5BA Home Office Terrace Exp. S/E/W  
Garden Garage  
Price: \$1,468,987 Maint: \$2,234 Tax: \$20,990

PLAN	VIEW 1	VIEW 2	RENDER 1
RENDER 2	RENDER 3	RENDER 4	

Unit 15 Penthouse

CLOSE

History

UNIT 1

CLOSE



# R&C UNITS NAV TO SETTINGS

RELATIONSHIP & CREDIBILITY PROJECTOR MODEL

Settings

SHOW ALL UNITS MASTER CHECKOUT SYNC ASSETS

CLOSE

Units

1 BR 1 BR 1 BR 2 BR  
Unit 1 Unit 2 Unit 3 Unit 4

2 BR 3 BR 3 BR 4 BR  
Unit 10 Unit 11 Unit 12 Unit 14

4 BR PH 2  
Unit 15 Penthouse

CLOSE

History

UNIT 1 UNIT 2 UNIT 3 UNIT 4  
UNIT 5 UNIT 6 UNIT 7 UNIT 8

CLOSE

# SETTINGS AVAILABILITY OVERRIDE

RELATIONSHIP & CREDIBILITY PROJECTOR MODEL



Settings

Show all units?

Are you sure you want to override the unit availability database?

CONFIRM CANCEL

CLOSE

Units

1 BR	1 BR	1 BR	2 BR
Unit 1	Unit 2	Unit 3	Unit 4
2 BR	3 BR	3 BR	4 BR
Unit 10	Unit 11	Unit 12	Unit 14
4 BR	PH 2		
Unit 15	Penthouse		

CLOSE

History

UNIT 1	UNIT 2	UNIT 3	UNIT 4
UNIT 5	UNIT 6	UNIT 7	UNIT 8

CLOSE

# R&C UNITS ALL UNITS



Home

Building and neighborhood

e.

PROCEED

Units

1 BR	1 BR	1 BR	1 BR
Unit 1	Unit 2	Unit 3	Unit 4
1 BR	2 BR	2 BR	2 BR
Unit 5	Unit 6	Unit 7	Unit 8
2 BR	2 BR	3 BR	3 BR
Unit 9	Unit 10	Unit 11	Unit 12
3 BR	4 BR	4 BR	4 BR
Unit 13	Unit 14	Unit 15	Unit 16
PH 1	PH 2		
Penthouse	Penthouse		

CLOSE

History

UNIT 1	UNIT 2	UNIT 3	UNIT 4
UNIT 5	UNIT 6	UNIT 7	UNIT 8

CLOSE

# R&C NAV TO PROJECTOR (CONFIRM CHECK-OUT)

The screenshot shows a mobile application interface with a blue header bar containing the text "RELATIONSHIP & CREDIBILITY PROJECTOR MODEL" and a hamburger menu icon. The main content area is dimmed and displays a grid of unit types: "1 BR", "2 BR", "3 BR", "4 BR", and "PH 1", "PH 2". A "History" section at the bottom shows a list of units from "UNIT 1" to "UNIT 8". A white modal dialog is centered on the screen, containing the text "Check in to the Projector space?" and "Doing so will end any sessions that are already in progress." Below the text are two buttons: "CONFIRM" and "CANCEL".

RELATIONSHIP & CREDIBILITY PROJECTOR MODEL

Home  
Building and neighborhood

Units

PROCEED

1 BR 1  
Unit 1

1 BR 2  
Unit 5

2 BR 2 BR 3 BR 3 BR  
Unit 9 Unit 10 Unit 11 Unit 12

3 BR 4 BR 4 BR 4 BR  
Unit 13 Unit 14 Unit 15 Unit 16

PH 1 PH 2  
Penthouse Penthouse

CLOSE

History

UNIT 1 UNIT 2 UNIT 3 UNIT 4  
UNIT 5 UNIT 6 UNIT 7 UNIT 8

CLOSE

Check in to the Projector space?  
Doing so will end any sessions that are already in progress.

CONFIRM CANCEL

# PROJECTOR HOME

RELATIONSHIP & CREDIBILITY **PROJECTOR** MODEL



## Home

Building and neighborhood  
specific Assets live here.

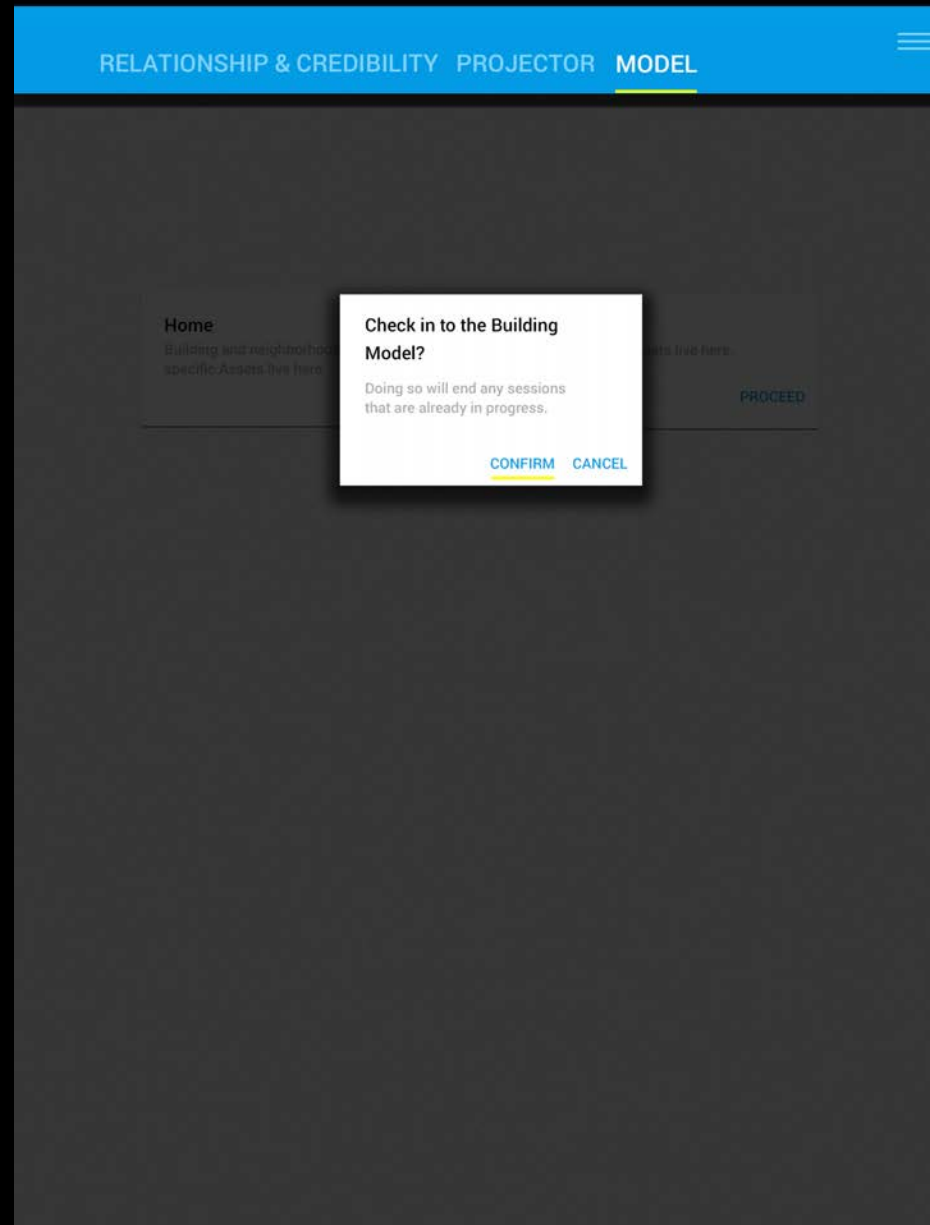
[PROCEED](#)

## Units

Unit specific Assets live here.

[PROCEED](#)

# PROJECTOR HOME NAV TO MODEL (CONFIRM CHECK-OUT)



# MODEL HOME

RELATIONSHIP & CREDIBILITY PROJECTOR **MODEL**



Model

1BR

2BR

DUPLEX

TH

PH

CLOSE

# MODEL CHECK OUT

RELATIONSHIP & CREDIBILITY PROJECTOR MODEL



Model

1BR

2BR

DUPLEX

TH

PH

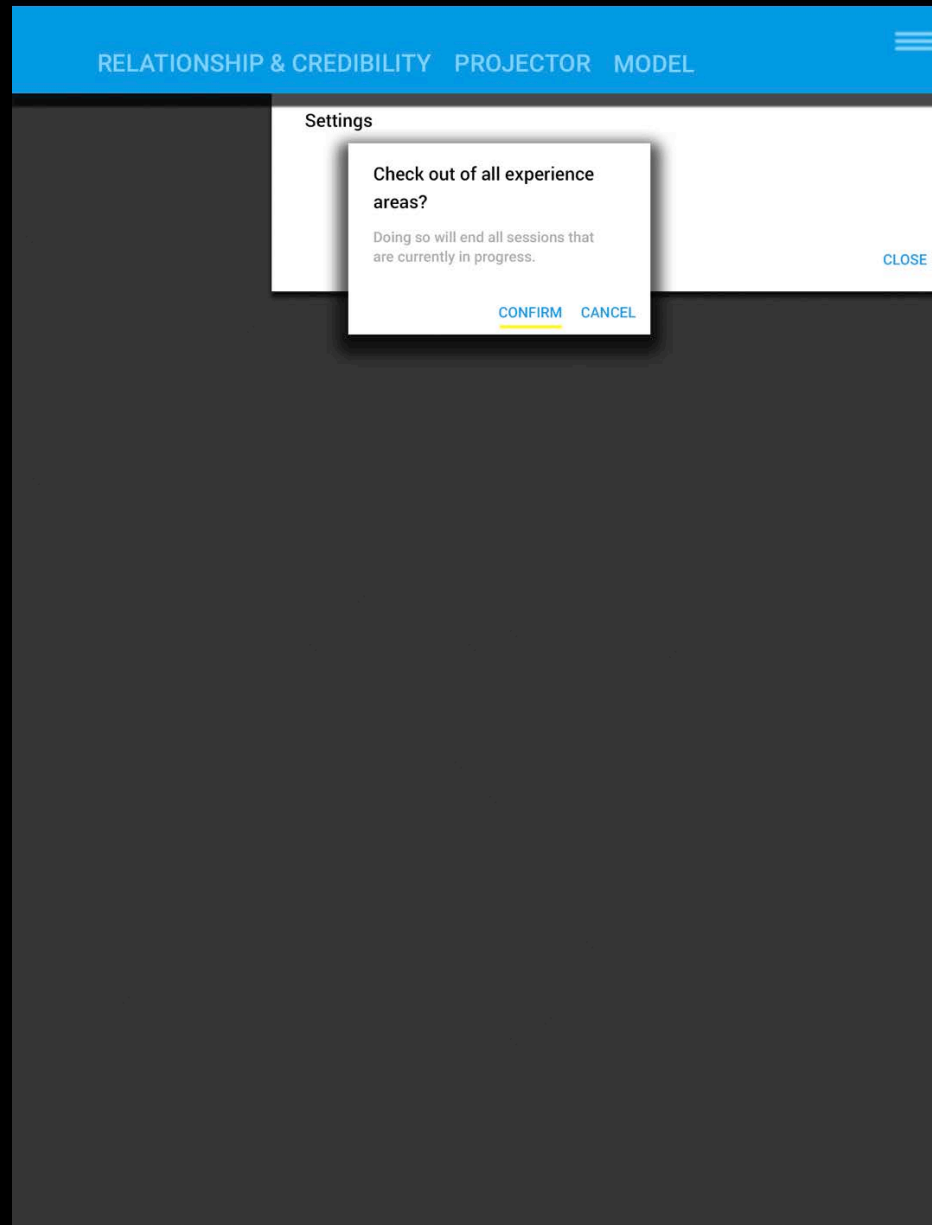
CLOSE

Check out of this space?

CONFIRM CANCEL



# SETTINGS MASTER CHECK OUT CONFIRM



# SETTINGS UNIT ASSET/INFO DATABASE SYNC

